




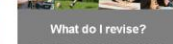



Key Information (Mr Dudley & Mr Rooke)

Year 11 Curriculum Evening



Year 11 Curriculum Evening Parent Information


YEAR 10 AND 11 REVISION

<p>Revision guides and prices</p>  <p>REVISION GUIDES</p>	<p>Year 11 PPE Revision</p>  <p>What do I revise? REVISION TOPIC LISTS</p> <p>YEAR 11 TOPIC LISTS</p>	<p>Year 11 PPE Revision</p>  <p>How do I revise? 6 WEEK REVISION PLANS</p> <p>YEAR 11 REVISION PLANS</p>	<p>Year 11 Curriculum Evening</p>  <p>Key information and guidance to help you support your child throughout Year 11</p> <p>YEAR 11 CURRICULUM EVENING</p>
 <p>EXAM INFORMATION</p>			

Year 10 & 11 Revision

Court Fields School






Court Fields School Year 11 Student Guide 2024-25 (GCSE/BTEC/OCR)

Practical advice, tips and ideas

The advice in this booklet will help you to be ready for your PPEs, support your work in Year 11, and ensure that you are prepared for your final exams in May/June.



Achieve | Belong | Participate

Key Information



- PPE/Mock Exams
- Key Dates
- Tier of Entry
- Non – Examined Assessment (NEA)
- How we are helping/supporting in school
- How parents can help/support
- Revision Techniques

Why are we doing PPE exams?



- Experience of doing formal exams, following JCQ regulations
- Teachers need to know what to revisit and plan for Year 11
- Helps students to target their revision (areas of strength and those that need more attention)



PPEs / Mock Exams



- 2 sets of PPE exams (Nov/Dec & March)
- 6 week launch, revision topic lists and revision plans
- Assembly two weeks before – reminders
- 2 weeks of exams
- Core Exams every morning (English, Maths & Science)
- Option Subject every afternoon
- Same room and seat for PPEs and Final GCSE Exams

PPEs / Mock Exams



- Normal school day, tutor time, uniform
- Revision lessons period 3 (Teacher led)
- Normal lessons period 4-5 if no exam in the afternoon
- If absent, possibility of re-taking in the afternoon
- PPE Results on School Report 2-3 weeks later
- Students receive grade/feedback asap
- PPE grade is only an indicative grade (not all papers or content assessed)

Equipment



- Black Pen (at least 5)
- Pencil
- Pencil Sharpener
- Rubber
- 30 cm ruler
- Highlighters

- Calculator (Check it works!)
- Protractor
- Compass

- Transparent pencil case / clear plastic bag



All available in school within a few days, pay online

PPE Supervision



- All exams are supervised by Invigilators not teachers
- All exams follow the JCQ regulations not school rules
- Lead Invigilator will report any students not following these rules via a report to JCQ.
- This could affect a students final GCSE grades
- Gradual introduction to the JCQ rules, support student to understand and follow



What should you be doing to prepare?



- Making use of every lesson (150 lessons)
- Make sure you are in school and on time to all lessons
- Revision in lesson time
- Revision techniques and practice in Tutor
- Revision at home (Homework changes to revision)



YEAR 10 AND 11 REVISION

Revision guides
and prices



REVISION GUIDES

Year 11
PPE Revision



What do I revise?
REVISION TOPIC LISTS

YEAR 11 TOPIC LISTS

Year 11
PPE Revision



How do I revise?
6 WEEK REVISION PLANS

YEAR 11 REVISION PLANS

Year 11
Curriculum Evening



Key information and guidance to help you
support your child throughout Year 11
YEAR 11 CURRICULUM EVENING



EXAM INFORMATION

What should my child do to prepare?

Website
Year 10 & 11 Revision

[Court Fields School](#)

Achieve | Belong | Participate

What to revise?

- Subject Topic Lists

GCSE FRENCH

Year 10 Exams – topic list

Contexts

Freetime Activities & Hobbies

Holidays (destination, transport, accommodation, activities, weather, opinions)

My town & my area

Shopping for food and clothes

Descriptions (physical and personality)

Relationships (family, marriage & friends)

Grammar

Verbs – present, perfect, imperfect, future tenses

Adjectival agreement & position

Using the y pronoun

depuis to express how long something has been going on

Opinions (with reasons)

Comparatives

il y a (there is/there are and ago)

Negatives

Foundation Paper 1A (non calculator)

Topic	R	A	G
Bus stop division			
Adding and subtracting with negative numbers			
Multiplying and dividing with negative numbers			
Place value			
Dividing fractions			
Converting between mixed numbers and improper fractions			
Multiplying decimals			
Solving 2 step equations			
Representing inequalities on a number line			
Solving 2 step inequalities			
Sketching horizontal and vertical graphs (e.g. sketch $y = 4$, $x = 3$)			
Sketching the graphs $y = x$ and $y = -x$			
Sketching a graph by completing a table of values (e.g. sketch the graph of $y = 3x + 2$)			
Problems involving area and perimeter of rectangles			
Solving equations with x on both sides			
Solving equations with x on both sides including brackets			
Problem solving with algebra			
Calculations with upper and lower bounds			
Find the equation and y intercept of a line written in the form $y = mx + c$			
Find the equation and y intercept of a line written in the form $y = mx + c$ that involves rearrangement			
Sharing amounts in a given ratio			

How to revise? - Six Week Revision Programme



Year 11 Spanish Revision Plan PPE1

<u>Week</u>	<u>Topic Area</u>	<u>Video Link</u>	<u>Activity</u>	<u>Exam question:</u> <u>EXTENSION</u>
1 Week beginning 7th October	Character & Relationships	https://www.bbc.co.uk/bitesize/guides/z4wf92p/revision/1 https://www.bbc.co.uk/bitesize/guides/zfftbdm/revision/1	<p>The sections in your purple Revision Guide to cover are: p2-6</p> <p>On GCSE Bitesize, complete the revision activities, watch the video and then take the test. Repeat until you have memorized the key vocabulary and structures.</p>	<p>Can you write 90/150 words in Spanish addressing these 4 bullet points?</p> <ol style="list-style-type: none"> 1. Describe <u>tu mejor amigo/a</u>. 2. <u>¿Te llevas bien con tu familia?</u> 3. <u>¿Cómo es tu pareja ideal?</u> 4. <u>¿El matrimonio es importante, en tu opinión?</u>
2 Week beginning 14th October	School & Employment	https://www.bbc.co.uk/bitesize/guides/z7twpg8/revision/1 https://www.bbc.co.uk/bitesize/guides/zn3tgwx/revision/1 https://www.bbc.co.uk/bitesize/guides/zdmk6v4/revision/1	<p>The sections in your purple Revision Guide to cover are: p63-76 (School) p78-81 (Employment)</p> <p>On GCSE Bitesize, complete the revision activities, watch the video and then take the test. Repeat until you have</p>	<p>Can you write 90/150 words in Spanish addressing these 4 bullet points?</p> <ol style="list-style-type: none"> 1. <u>¿Qué es lo mejor y lo peor de tu isti?</u> 2. <u>¿Cuáles son tus asignaturas favoritas?</u> 3. <u>¿Qué trabajo te gustaría</u>



**No subject topic lists available
for the final GCSE Exams**

**Students are assessed on all
the content they have been
taught in KS4 (Y10-11)**

Final GCSE Exams



- Run in the same way as the PPE/Mock Exams
- Art/Photography Exams – 2 Days (28th/29th April)
- French/Spanish Speaking Exams (7th/8th May)
- First GCSE Exam Monday 12th May
- Two weeks of exams before half term (exams or lessons)
- Two further weeks - students only attend school for exams or revision
- Study leave starts at half term (Monday 2nd June)
- Study room between exams

Final GCSE Exams



- Exam fatigue, building stamina
- Being better than other children after half term (paper 2 or 3)
- Design Technology and Food & Nutrition (last two exams)
- Parents encouraging/supporting until the final exam

- Time to celebrate
- Leavers Assembly – Friday 13th June
- Prom (Date TBC end of June/beg July)

Year 11 Key Dates



- Year 11 Parents Evening - Thursday 17th October
- Year 11 1st PPE Wednesday 20th Nov – Monday 2nd Dec
- Year 11 Progress Report incl PPE results– January
- Year 11 2nd PPE Week Beginning Monday 3rd March
- Year 11 Progress Report - March
- GCSEs – First Exam Monday 12th May

Year 11 Key Dates



- Art/Photography Exams – 2 Days (28th/29th April)
- French/Spanish Speaking Exams (7th/8th May)
- First GCSE Exam Monday 12th May
- Study Leave starts Monday 2nd June
- Leavers Assembly – Friday 13th June
- Prom (Date TBC end of June/beg July)
- GCSE Results Day – Thursday 21st August

Tier of Entry



- Mathematics, Science & Languages
- Foundation Tier (Grade 1-5)
- Higher Tier (Grade 4 – 9)
- Final Decision in April 2025
- PPE Exams – opportunity to sit both Higher/Foundation

Tier of Entry



- Professional Judgement
- Discussions with students & parents
- Discussions at Parents Evening
- Change of Tier for final exams – parents notified
- Avoiding a child receiving a 'U' grade

NEA - Non Examined Assessment



NEA Subjects	% of NEA
Art & Design	60%
BTEC Music	60%
BTEC Performing Arts	60%
Food & Nutrition	50%
French / Spanish	25%
OCR Health & Social Care	60%
OCR Physical Education	60%
OCR Creative iMedia	60%
Design & Technology	50%
Photography	60%

No NEA
English
Mathematics
Science
History
Geography
Computer Science

Keep to the deadlines set and ask for help before the deadline if required

NEA - Non Examined Assessment



- Strong NEA supports strong final GCSE grade
- All students need to achieve their very best on their NEA
- Target grade or above
- Meet deadlines, broken down task by task
- Maybe need to come at lunch or after school if you fall behind
- Opportunity to make changes, once fully marked
- Support your child to meet deadlines

Support for PPE/GCSE Exams



- Topic lists for each subject
- Tutor Programme – Revision Techniques / Timetable
- Revision Booklet
- Revision Guides
- Online Resources
- Revision Programme
- Space to work and revise after school (LRC & Common Room)
- Targeted Revision sessions running up to PPEs (Tutor/Afterschool)

25 hours High Quality Teaching

Target Revision



- Used Y10 Information to carefully select students
- Targeted – specific gaps in knowledge from Y10
- Potential to achieve a higher grade in 1st PPE
- Students haven't done anything wrong
- 50-60 students per subject
- Students will change for the next PPEs and GCSE Exams
- Revision sessions for all subjects before GCSE Exams

Target Revision



- English, Maths and Science Focus
- English & Maths – important for life and next steps
- At least a Standard Pass (grade 4 or above)
- English & Maths
- Continue to study until 18

- On time in the morning – register and attend revision

Lost Learning

- 2023 & 24 attended school 90+% in Y11
- On average students achieved at least one grade higher in all 8 GCSE qualifications
- In school but not in lessons, follow the rules avoid the distractions
- Punctuality, including tutor time

Why is school attendance so important?

Attending school **regularly** helps to build **confidence** and develop vital **life skills**



School is the **key** to **future success!**



Missing **2 days** of school each month



Missing **3 weeks** nearly during a school year



15 minutes late every day = **two weeks** of learning lost each school year



Data shows pupils with more than **95% attendance** Achieve better **GCSE results!**

at least one grade higher!



Even **90%** attendance is still 19 days of education lost in a school year



ATTEND! AIM HIGH! ACHIEVE!

How can you help your child be prepared for their exams



- Focus, Goals, Aims: Has your child got an aim, a goal or target?
- Get organised: Equipment, revision guides, revision materials, topic lists, revision timetable.
- Routines: Little & Often and build towards exams

How can you help your child be prepared for their exams



- Take an interest in what your child is revising. Ask them to explain what they have learnt
- You don't need to know all the subjects or the answers
- Flash Cards, test your child once they have done some revision

Environment for Learning



- Your child will need their own space
- Make it comfortable and relaxed
- Be aware but be independent
- Take away the distractions (Games consoles, mobile phones, tablets, TV)
- Stay afterschool each day until 5pm, if you are not home!



Stay Healthy

- Sleep & Rest: Now and during the exams
- Exercise will help your child to concentrate and sleep
- Encourage your child to eat and drink regularly
- Discourage your child from eating lots of sugar and drinking energy drinks



Revision

- Lots of different revision techniques, just pick a few (2-3)
- 30 - 40 minute bursts, build in breaks
- Do something different, get up and move
- Concentrate on weak areas more, use your PLCs
- Interleave different topics, different subjects
- At least 2hrs per night and 2-3 hrs per day at the weekend

Revision – Make a plan





TERM-TIME REVISION TIMETABLE				Date:			
TIME	MONDAY	TUESDAY	WEDNESDAY	THURSDAY	FRIDAY	SATURDAY	SUNDAY
15:30 – 17:00 (3x30mins) LRC	Maths Area Problems with ratio Computer Sc Memory & Storage					3x30mins	3x30mins
Break						Lunch 3x30mins	Lunch 3x30mins
Evening Revision 1hr (2x30mins)			RUGBY Training				
Eat/Drink	Meal	Meal	Meal	Meal	Meal	Meal	Meal
21:00	Relaxation time and sleep	Relaxation time and sleep	Relaxation time and sleep	Relaxation time and sleep	Relaxation time and sleep	Relaxation time and sleep	Relaxation time and sleep

Achieve | Belong | Participate

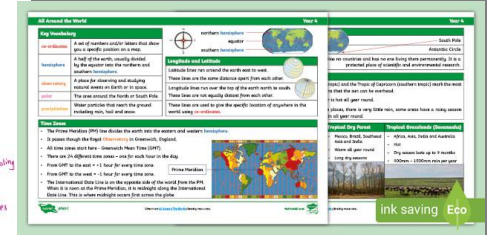
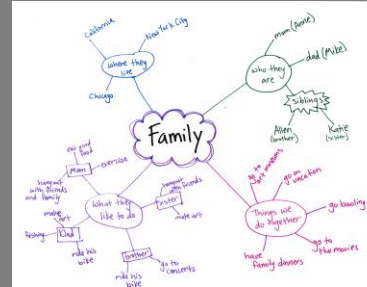
Stage 1 – Summarise and learn information



Notes & Revision Guides



Mind Maps & Knowledge Organisers



1. Read Mind Map
2. Say out loud
3. Cover notes
4. Write out key information
5. Check against Mind Map
6. Repeat



Stage 2– check/test what has been learnt



Flash Cards


Key Vocabulary, facts, dates, quotes




Online Resources



Practice Questions



Past Papers
All available online
Questions NOT full papers





**Revising is not difficult but
giving the time to revise is!**

We are here to HELP



- If you have any questions or you want further information email us!
- mdudley@courtfIELDS.bep.ac
- mrooke@courtfIELDS.bep.ac